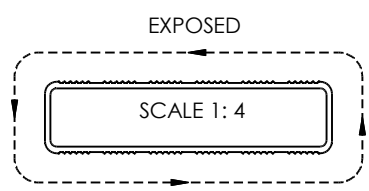
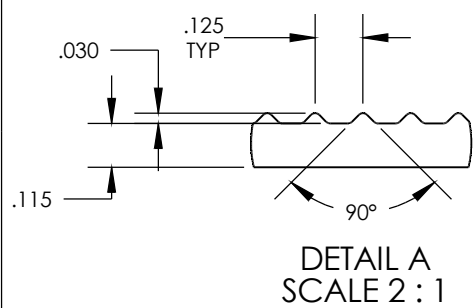
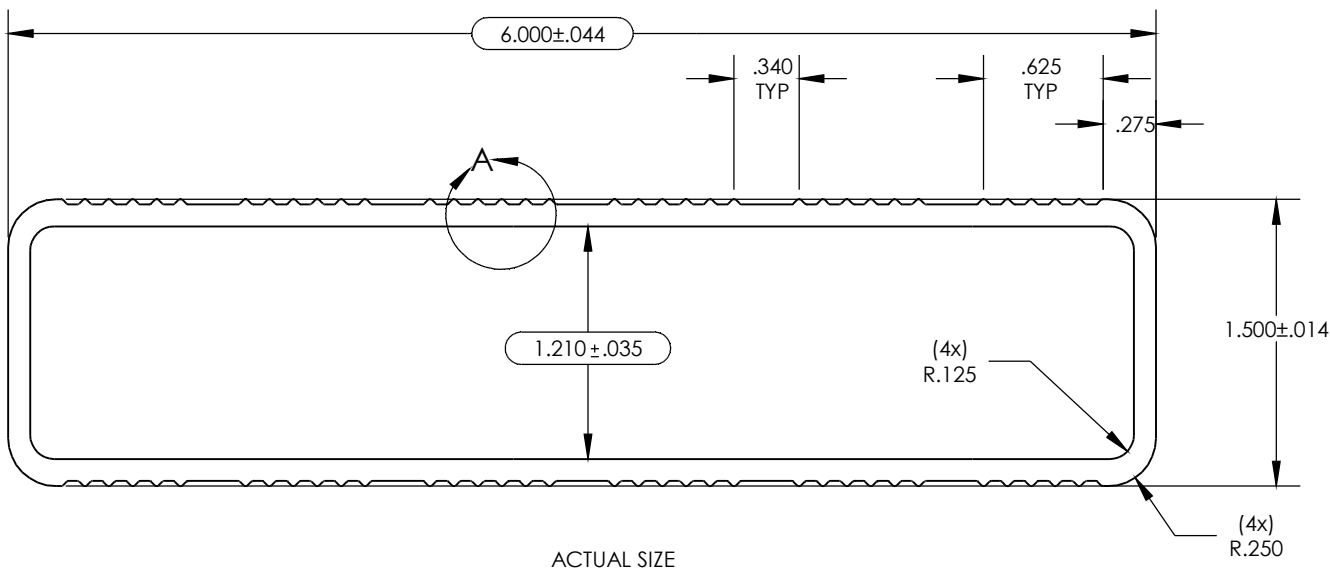


NOTE: BREAK ALL CORNERS WITH 0.015" (0.38 MM) RADIUS UNLESS OTHERWISE NOTED. STANDARD TOLERANCES TO APPLY UNLESS OTHERWISE SPECIFIED.

CUSTOMER PART No.	CUSTOMER WOLVERINE OPEN SHAPE	WLV DIE No. WH10136	REV No. 0
DESCRIPTION 6.000 X 1.500 TUBE w/SERRRATIONS	QUOTE No. 18-1010-4	PROPOSAL No. H-10106	



WALL THICKNESS .115 ± .012 EXCEPT AS SHOWN

DATE	REV	DESCRIPTION	BY
EST. AREA	1.724	IN. ²	EST. AREA 1112.256
EST. WT.	2.018	LBS/FT.	EST. WT. 3.003
EST. PER.	29.713	IN.	EST. PER. 754.710
OUT PER.	15.956	IN.	OUT PER. 405.282
C.C.D.	6.078	IN.	C.C.D. 154.381
FACTOR 15	FINISH M/F	ALLOY & TEMP.	6005A
CKD BY	SCALE 1:1	DWN BY B.A.	DATE 2/12/18

WOLVERINE

2100 MARKET STREET
DECATUR, AL 35816
800-633-3972

THIS DRAWING IS NOT NECESSARILY A COPY OF YOUR ORIGINAL. PLEASE APPROVE DIMENSIONS AND TOLERANCES INDICATED. WOLVERINE ASSUMES NO RESPONSIBILITY EITHER TECHNICAL OR LEGAL FOR HAVING THIS SHAPE MADE. THE CUSTOMER AGREES TO FULLY PROTECT WOLVERINE FROM CLAIMS OF OTHERS RESULTING FROM THIS SHAPE.

SIGNED: _____ DATE: _____
PRINT NAME: _____